



Where Is The Chinese Construction Market going?

Current Trends In China Construction Market



The development of the China's market

The architecture of Shanghai

Current and future opportunities

120000

The rapid growth of the China's construction market

Source: The Chinese Statistical Yearbook (2005~2011)

100000

80000

60000

40000

20000

0

2004

2005

2006

2007

2008

2009

2010

■ Cross Output Value of Construction

■ Value Added of Construction

27745,38

5665,89

34552,1

6899,28

41557,16

8116,39

51043,71

9944,36

62036,81

11911,65

76807,74

15619,82

96031,13

18983,54

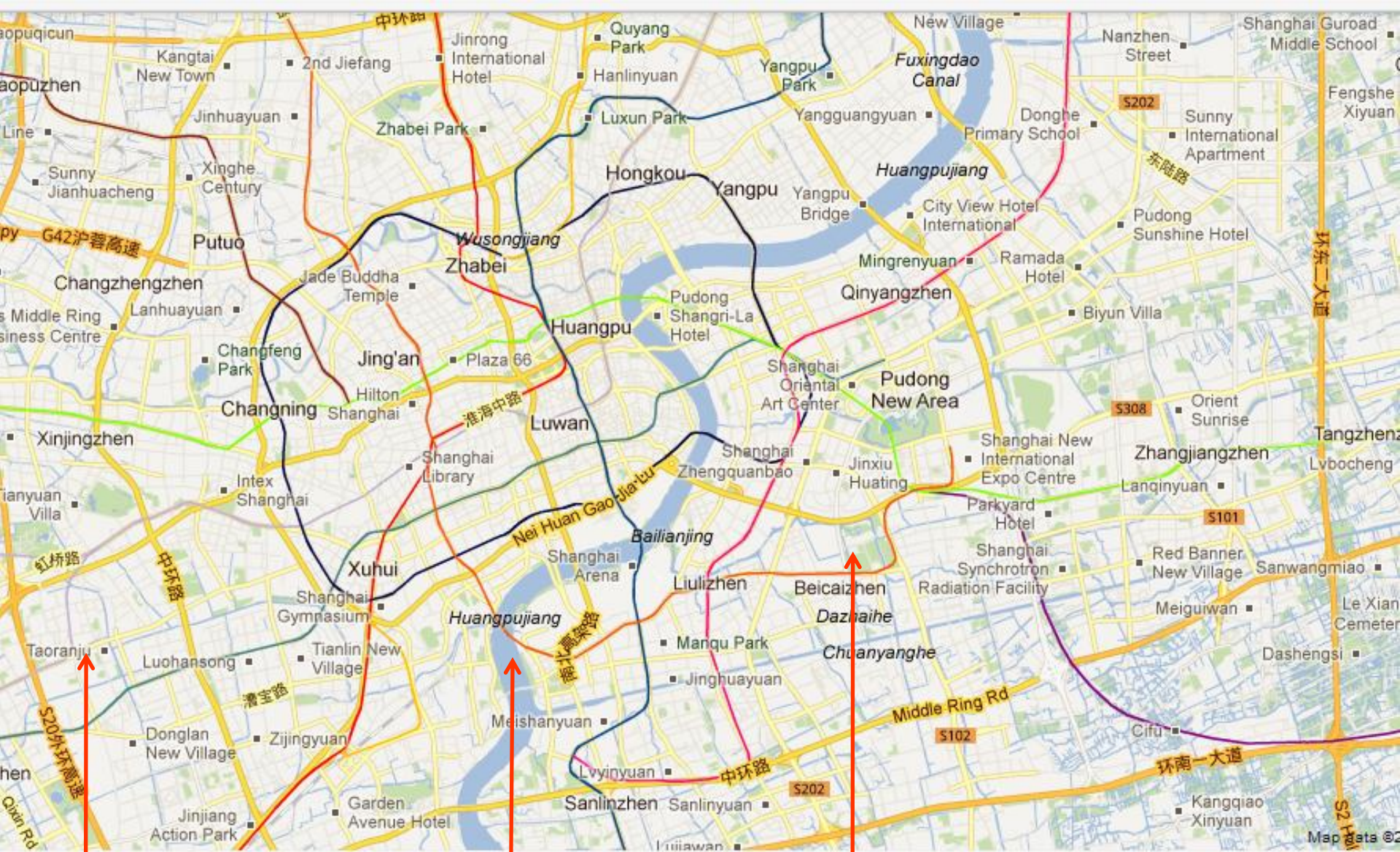
Rapid Growth Drivers

1. The World Trade Organization (WTO)

2. Urbanization

3. Top world's events

4. New Technologies



Puxi

The Huangpu River

Pudong

The Map of Shanghai



The Bund of Shanghai (1928)

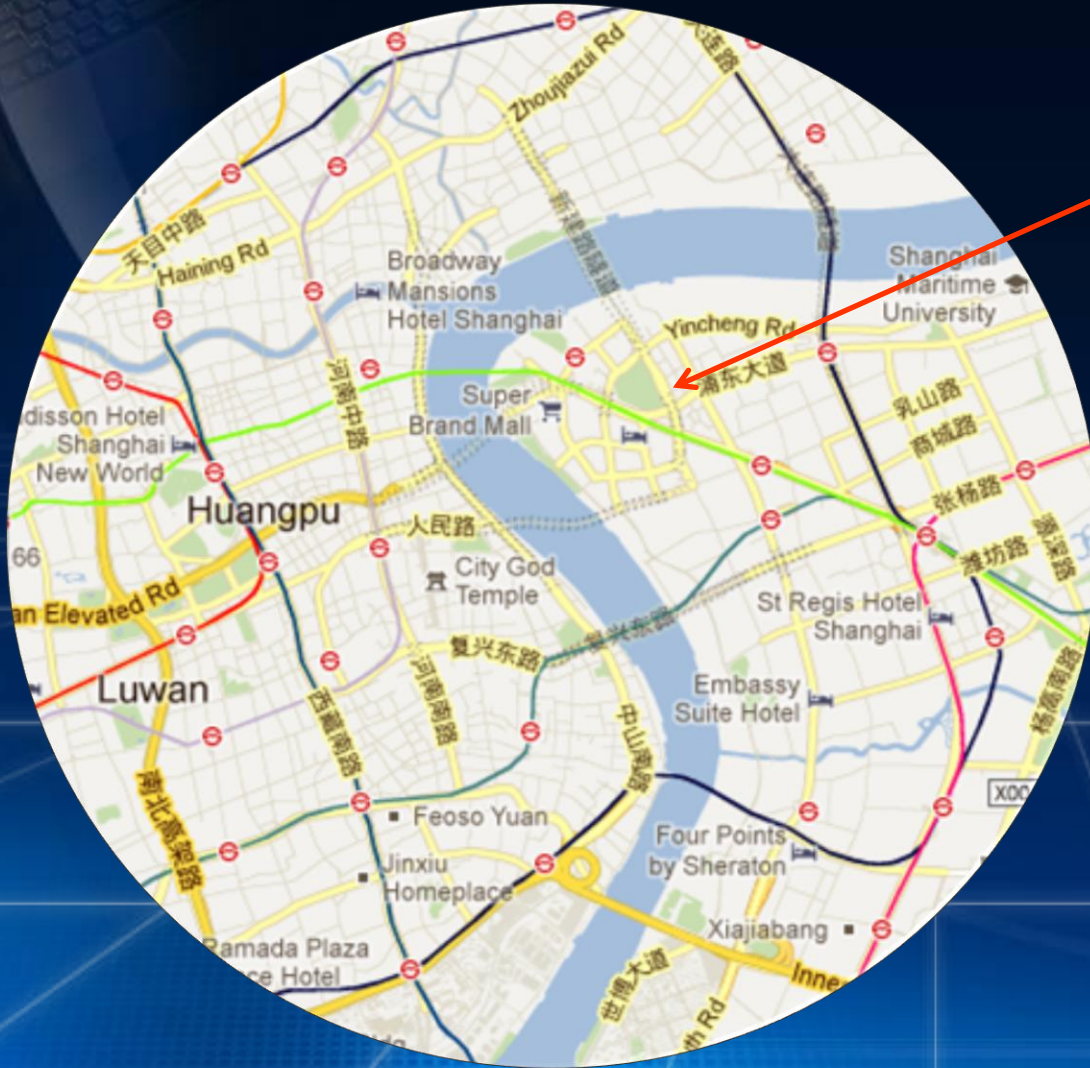


The Bund of Shanghai (today)




Lujiazui of Shanghai (today)

Fengshui aspect



Lujiazui

Dragon Eye



The challenges of Shanghai World Financial Center

1. 1997 Asia Financial crisis
2. Skyscrapers, yes or no
3. The design controversy

SWFC's original design



SWFC's final design



SWFC's opportunities

1. The concrete pumping (492M, 30,000M³, 40H)
2. The tower crane (225.4T, 500M)
3. 2 air dampers on the 90th floor
4. The world's fastest double-deck elevators (10M/S)

Urbanization



Experience exchange

Boundless Opportunities



Thank you!

